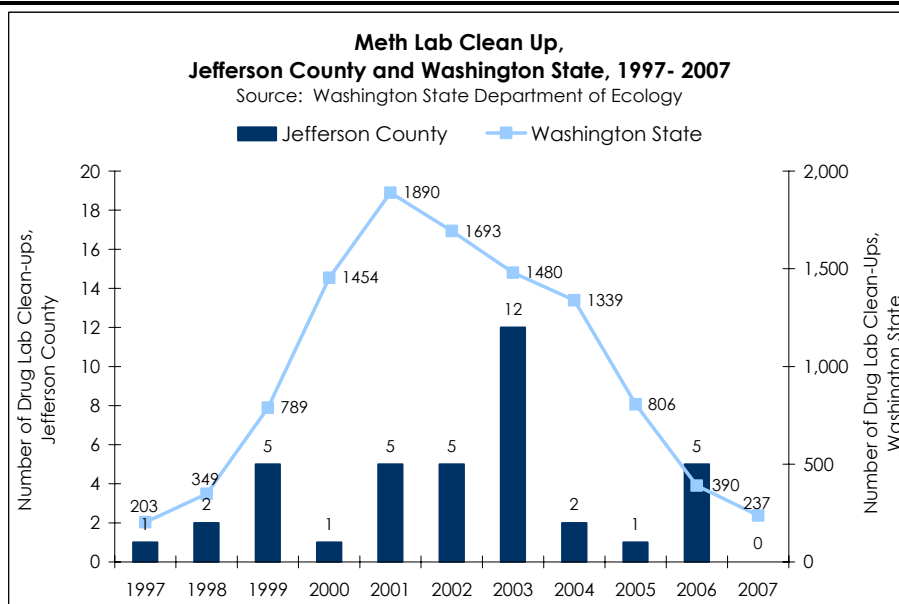


Methamphetamine "Meth" in Jefferson County

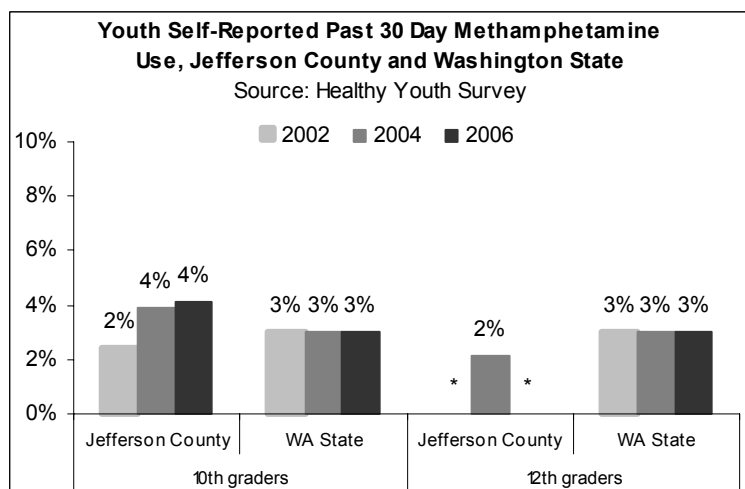
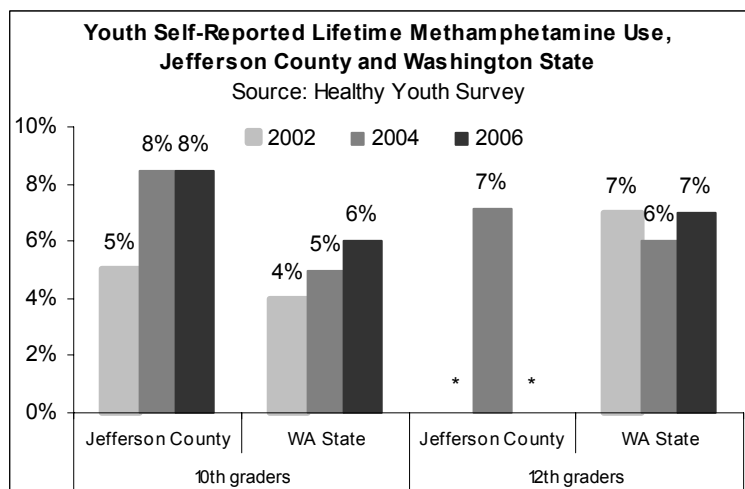
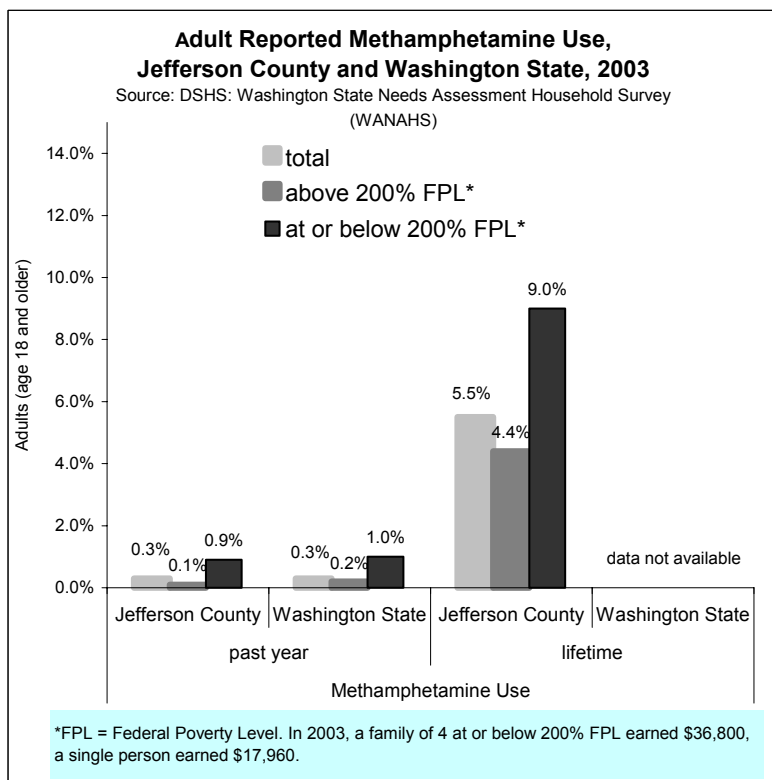
Source

- ✓ In Jefferson County and Washington State, meth production lab clean-up has decreased due to legislation making it more difficult to get the ingredients to produce meth and because of an influx of high grade meth produced in other places.
- ✓ This shift in source, from local to imported, has not resulted in a decrease in the rates of meth use.



Reported Meth Use

- ✓ Around 7 - 8% of Jefferson County youth report having used meth in their lifetime compared with 2 - 7% of Washington State youth. Only 2 - 4% report having used meth in the past 30 days.
- ✓ About 1% of lower income Jefferson County adults report having used meth in the past year while 9% report lifetime use.



* data not reported, response rate below 40%.



PUBLIC HEALTH
ALWAYS WORKING FOR A SAFER AND HEALTHIER JEFFERSON

Methamphetamine “Meth” in Jefferson County

Publicly Funded Treatment Admissions

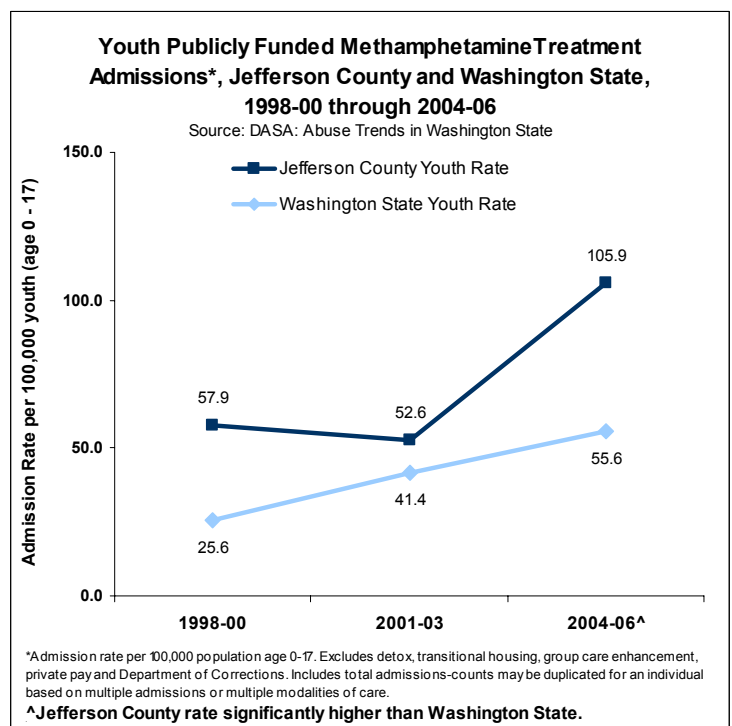
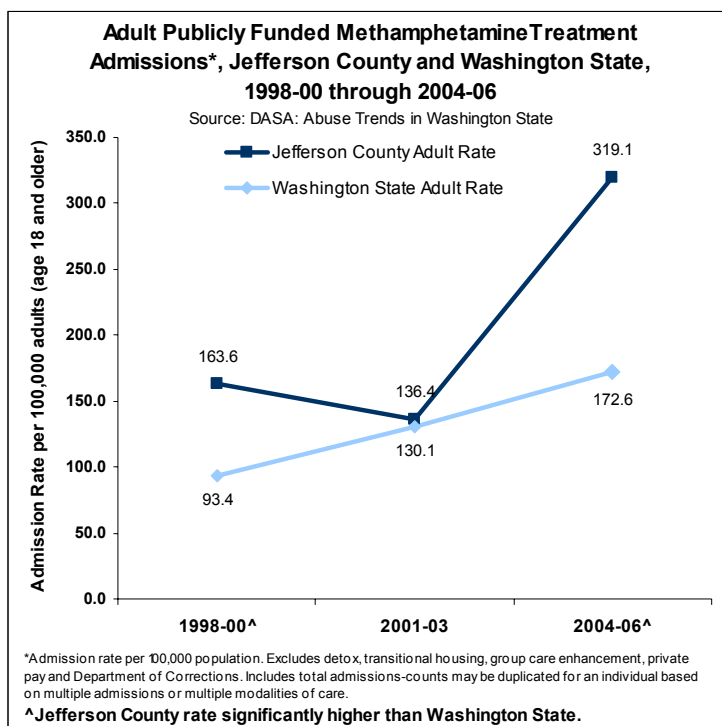
Number of Publicly Funded Meth Treatment Admissions, Jefferson County		
	Adults	Youth
1998-2000	101	9
2001-2003	88	8
2004-2006	216	16

Source: DASA, Abuse Trends in Washington State

Publicly Funded Treatment Admission Rates, Jefferson County Rank Among WA Counties (worst rate = #1)

Adult	#8
Youth	#4

- ✓ The meth treatment admission rates for low-income Jefferson County adults and youth were significantly higher than the Washington State rates for adults and youth in 2004-2006.



Impacts of Meth: Jefferson County...

- ✓ Jail-associated costs have reportedly risen from \$30,000 to more than \$210,000 per year over the past two years; most of the additional costs can be directly attributed to meth.
- ✓ Drug court reports that the primary addiction diagnosis is methamphetamine for approximately 70% of their offender population. Approximately 85% have used meth.
- ✓ Approximately 24% of Children & Family Services cases had meth involvement or meth-related allegations.